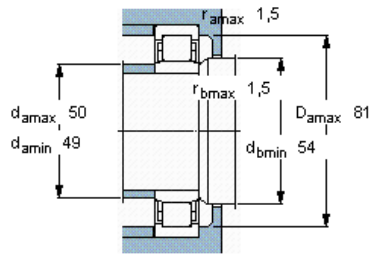
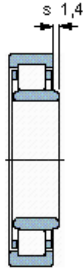
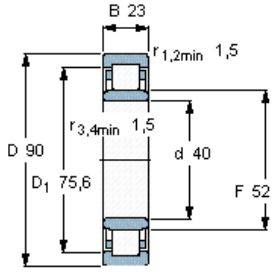
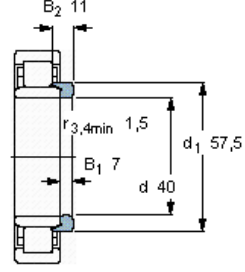


Cylindrical roller bearings, single row

Principal dimensions			Basic load ratings		Designation	Angle ring
d	D	B	dynamic C	static C0	* SKF Explorer bearing	Designation
mm			kN		-	-
40	90	23	93	78	NU 308 ECP *	HJ 308 EC



Calculation factors
 k_r 0,15
 e 0,2 γ 0,6



HJ 308 EC
 Mass kg 0,084